

**DEPARTMENT OF THE ARMY
TECHNICAL BULLETIN**

**MEDICAL SERVICE, IDENTIFICATION OF
INSPECTED FOODS**

Department of the Army, Washington, DC
16 June 1992

Approved for public release; distribution is unlimited.

	<i>Paragraph</i>	<i>Page</i>
Purpose	1	1
Significant changes	2	1
General	3	1
Identification of inspected subsistence	4	1
Application of stamp impressions to units or containers	5	5
Protection, control, and destruction of stamps	6	6
Inspection stamps and accessories	7	7
Appendix A References		A-1
Glossary		Glossary-1

1. Purpose

This publication provides medical food inspection personnel with instructions relative to the use of Department of Defense (DOD), Complete Inspection Approval Medical Service Stamp (short title: CIA Stamp), and DOD, Partial Inspection Approval Medical Service Stamp (short title: PIA Stamp).

2. Significant changes

This TB MED contains major changes regarding the identification of inspected foods and the use of DOD inspection stamps and should be reviewed in its entirety. Significant changes include—

- a. Deletion of the DOD Surveillance Inspection Stamp.
- b. Deletion of officers and enlisted social security numbers on the stamp.
- c. New inspection responsibility codes (IRCs) of outside continental United States (OCONUS) areas and table(s) of organization and equipment (TO&E) units.
- d. Deletion of CIA and PIA Stamps without stamp serial numbers on the face of the stamp.
- e. New location of Julian date on the stamp. (Julian date calendars are shown in fig 1 and fig 2.)
- f. Requirement to inventory stamps every 6 months.
- g. Application of “single” and “double” stamping to units or containers.

h. Application of stamps to carcass meats.

i. National stock numbers (NSNs) of rubber inspection stamps and accessories and availability in the supply system.

3. General

The use of uniform methods and procedures for identifying food that has been inspected for the Armed Forces is of paramount importance for the following reasons:

- a. To indicate the inspection status of food at any stage of processing, shipment, or storage.
- b. To preclude, to the extent possible, the acceptance of food that has not been inspected.
- c. To preclude, to the extent possible, the acceptance of food that does not conform to contract requirements.
- d. To preclude rejection of acceptable food.
- e. To clearly indicate the inspection status of food to accountable and responsible receiving or property officers, and inspectors.
- f. To provide means of relating the date of inspection and the identity of the unit performing the inspection to specific lots or shipments of food.

4. Identification of inspected subsistence

a. *General procedures.* All supplies inspected and passed for acceptance, including those released for shipment under authorized contractor inspection procedures, will be identified by application of the appropriate CIA or PIA Stamp, in accordance

*This bulletin supersedes TB MED 263/AFR 163-16, 28 February 1979.

Day	Jan	Feb	Mar	Apr	May	June	July	Aug	Sep	Oct	Nov	Dec	Day
1	001	032	060	091	121	152	182	213	244	274	305	335	1
2	002	033	061	092	122	153	183	214	245	275	306	336	2
3	003	034	062	093	123	154	184	215	246	276	307	337	3
4	004	035	063	094	124	155	185	216	247	277	308	338	4
5	005	036	064	095	125	156	186	217	248	278	309	339	5
6	006	037	065	096	126	157	187	218	249	279	310	340	6
7	007	038	066	097	127	158	188	219	250	280	311	341	7
8	008	039	067	098	128	159	189	220	251	281	312	342	8
9	009	040	068	099	129	160	190	221	252	282	313	343	9
10	010	041	069	100	130	161	191	222	253	283	314	344	10
11	011	042	070	101	131	162	192	223	254	284	315	345	11
12	012	043	071	102	132	163	193	224	255	285	316	346	12
13	013	044	072	103	133	164	194	225	256	286	317	347	13
14	014	045	073	104	134	165	195	226	257	287	318	348	14
15	015	046	074	105	135	166	196	227	258	288	319	349	15
16	016	047	075	106	136	167	197	228	259	289	320	350	16
17	017	048	076	107	137	168	198	229	260	290	321	351	17
18	018	049	077	108	138	169	199	230	261	291	322	352	18
19	019	050	078	109	139	170	200	231	262	292	323	353	19
20	020	051	079	110	140	171	201	232	263	293	324	354	20
21	021	052	080	111	141	172	202	233	264	294	325	355	21
22	022	053	081	112	142	173	203	234	265	295	326	356	22
23	023	054	082	113	143	174	204	235	266	296	327	357	23
24	024	055	083	114	144	175	205	236	267	297	328	358	24
25	025	056	084	115	145	176	206	237	268	298	329	359	25
26	026	057	085	116	146	177	207	238	269	299	330	360	26
27	027	058	086	117	147	178	208	239	270	300	331	361	27
28	028	059	087	118	148	179	209	240	271	301	332	362	28
29	029		088	119	149	180	210	241	272	302	333	363	29
30	030		089	120	150	181	211	242	273	303	334	364	30
31	031		090		151		212	243		304		365	31

Figure 1. Julian Date Calendar (Perpetual).

Day	Jan	Feb	Mar	Apr	May	June	July	Aug	Sep	Oct	Nov	Dec	Day
1	001	032	061	092	122	153	183	214	245	275	306	336	1
2	002	033	062	093	123	154	184	215	246	276	307	337	2
3	003	034	063	094	124	155	185	216	247	277	308	338	3
4	004	035	064	095	125	156	186	217	248	278	309	339	4
5	005	036	065	096	126	157	187	218	249	279	310	340	5
6	006	037	066	097	127	158	188	219	250	280	311	341	6
7	007	038	067	098	128	159	189	220	251	281	312	342	7
8	008	039	068	099	129	160	190	221	252	282	313	343	8
9	009	040	069	100	130	161	191	222	253	283	314	344	9
10	010	041	070	101	131	162	192	223	254	284	315	345	10
11	011	042	071	102	132	163	193	224	255	285	316	346	11
12	012	043	072	103	133	164	194	225	256	286	317	347	12
13	013	044	073	104	134	165	195	226	257	287	318	348	13
14	014	045	074	105	135	166	196	227	258	288	319	349	14
15	015	046	075	106	136	167	197	228	259	289	320	350	15
16	016	047	076	107	137	168	198	229	260	290	321	351	16
17	017	048	077	108	138	169	199	230	261	291	322	352	17
18	018	049	078	109	139	170	200	231	262	292	323	353	18
19	019	050	079	110	140	171	201	232	263	293	324	354	19
20	020	051	080	111	141	172	202	233	264	294	325	355	20
21	021	052	081	112	142	173	203	234	265	295	326	356	21
22	022	053	082	113	143	174	204	235	266	296	327	357	22
23	023	054	083	114	144	175	205	236	267	297	328	358	23
24	024	055	084	115	145	176	206	237	268	298	329	359	24
25	025	056	085	116	146	177	207	238	269	299	330	360	25
26	026	057	086	117	147	178	208	239	270	300	331	361	26
27	027	058	087	118	148	179	209	240	271	301	332	362	27
28	028	059	088	119	149	180	210	241	272	302	333	363	28
29	029	060	089	120	150	181	211	242	273	303	334	364	29
30	030		090	121	151	182	212	243	274	304	335	365	30
31	031		091		152		213	244		305		366	31

(USE IN 1984, 1988, 1992, etc.)

Figure 2. Julian Date Calendar (For Leap Years Only).

with this technical bulletin. *Only stamps issued through the Army medical supply channels will be used.* Inks used for direct marking of meat and meat products will be limited to those approved by the U.S. Department of Agriculture. "Ink, Marking Food" is available as a nonstandard item to be procured locally.

b. Procedures in applying inspection stamps.

(1) *General.*

(a) DOD inspection stamp impressions will be applied to all units of a product, unit containers, shipping containers, shipping documents, inspection reports, etc., as prescribed herein. Such stamping constitutes official determination by the Government inspector or determination based on a contractor's inspection results, that the supplies represented by the stamped sample or document are in conformance with contractual requirements at the time and place of inspection as applicable.

(b) Units of a product and unit containers may be stamped only as a result of inspector findings; therefore, units which have not received product verification examination will not be stamped.

(c) Empty shipping containers, blank invoices and shipping documents, and removable labels will not be stamped.

(d) Inspection stamps will be applied to units of products or containers by the medical food inspector or under his or her direct supervision.

(e) Arrangements should be made with the contractor to have each lot stacked in such a manner as to make required containers or units in the lot available for proper sampling and stamping, in accordance with contractual provisions.

(2) *PIA Stamp (fig 3).* The PIA Stamp will be utilized for class 0 or class 3 inspections as follows (Classes of inspections are defined in para 4c(2).):

(a) The procedure of stamping the applicable product inspection report, and/or invoice, manifest, or bill of lading, covering a lot or shipment may be utilized as the sole means of inspection identity only when it is reasonable to assume that the lot of shipment identity can be maintained by such identifiable features as manufacturer's codes, bonded warehouse lot numbers, Government carrier seals, etc. Ordinarily such procedures will be confined to products released under contractor inspection procedures (for example, dairy products). In all such instances, the class 3 inspection report or the stamped copies of the vendor's report of examination will list the identifying codes or numbers by which the lot or shipment can be identified by the class 4 inspector as that inspected and passed on class 3 inspection.

(b) When identification of verified lots or shipments inspected and passed on class 3 inspec-

tion cannot be assured with reasonable certainty by the means described in (a) above, each shipping unit or container will be stamped (for example, eggs, cheese, and carcass meats).

(c) The PIA Stamp may also be utilized to facilitate identity of products or components which meet, or partially meet, contract requirements as of the time of inspection, during in-process or intermediate inspections.

(3) *CIA Stamp (fig 4).* The CIA Stamp will be applied on classes 4, 5, 6, 7, 8, and 9 inspections as follows:

(a) In acceptance at contractor's plant (that is, classes 3, 4, and 6 combined inspections) the numbers 3, 4, and 6 will be used in the class of inspection area of the stamp. Identity of products inspected and accepted at contractor's plants will be established by stamping the applicable product inspection report, and/or invoice, manifest, or bill of lading, as required by the procurement agency.

(b) At receiving military installations, only sample cases will be stamped. The invoice or manifest accompanying all shipments will also be stamped by the destination inspector.

(c) During surveillance inspections, all sample cases will be stamped. The appropriate class of inspection will be used.

c. Identification and dating of inspection stamps.

(1) *Inspection responsibility codes (IRC).* The IRC used by the unit performing the inspection conducted will be shown above the DOD inspection stamp design, in the upper left corner (fig 3 or 4). The IRC will be the 4-digit code used by all inspectors within a particular geographical area. IRCs are the responsibility of the appropriate major command (MACOM). IRCs for these specific locations are assigned as follows for the U.S. Army Veterinary Service:

(a) TO&E units: The first digit will be a 0. The last three digits will be the TO&E unit number; for example, 0099, 0487, 0106, or 0034.

(b) Continental United States: U.S. Army Veterinary Services, code series 1000 to 1990.

(c) Caribbean including Panama: Code series 3000 to 3050.

(d) Alaska: Code series 4000 to 4025.

(e) Hawaii: Code series 5000 to 5050.

(f) Korea: Code series 6000 to 6025.

(g) Japan: Code series 6050 to 6075.

(h) Europe: Code series 7000 to 7999.

(2) *Class of inspection.* The appropriate class of inspection being performed will be shown above the DOD inspection stamp design, in the upper right corner (fig 3 or 4). Classes of inspection are as follows:

(a) Class 0: Preaward inspections.

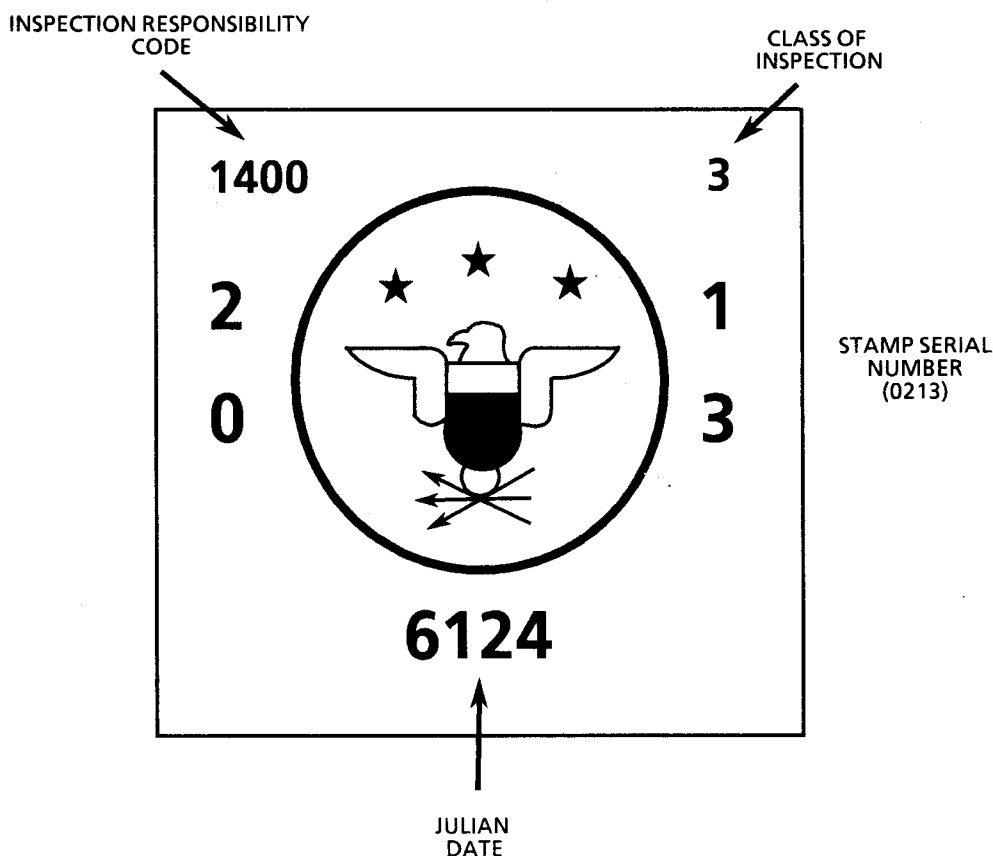


Figure 3. Department of Defense, Partial Inspection Approval (PIA) Medical Service Stamp.

(b) Class 3: Prior to purchase (origin or contractor's plant).

(c) Class 346: Acceptance at contractor's plant (classes 3, 4, and 6 combined).

(d) Class 4: On delivery at purchase (contractor's plant and/or at delivery site).

(e) Class 5: Any receipt except purchase.

(f) Class 6: Prior to shipment (storage to storage).

(g) Class 7: At issue or sale (storage to consumer).

(h) Class 8: Purchase by nonappropriated fund or morale, welfare and recreation activities.

(i) Class 9: During storage.

(3) *Dating.* The date of the inspection will be shown as a four-digit Julian date below the DOD inspection stamp design (fig 3 or 4). The left hand digit will be the last digit of the calendar year. The next three digits will be the day of the year. Thus, the date 3 May 1993 would be shown as 3123. (Julian date calendars are provided in fig 1 and fig 2.)

5. Application of stamp impressions to units or containers

a. Stamp application. Care should always be taken in applying stamps to be sure that they are properly dated, identified, and labeled, and that the impression is legible. The stamp impressions must not cover any of the required markings on the container, or any other inspection stamps or legend used by other official inspection agencies.

b. Identification of inspection samples (single stamping and double stamping).

(1) *Single stamping:* If inspection is conducted under 100 percent screening procedures (for example, cheese, eggs, and carcass beef), all shipping containers will be single stamped.

(2) *Double stamping:* All sample shipping containers will be double stamped on the upper right-hand corner of the marked end of the container. If this is not practicable, the area adjacent to the lower right-hand corner of the marked end will be used. If a product is removed and destroyed, the sample shipping containers will be

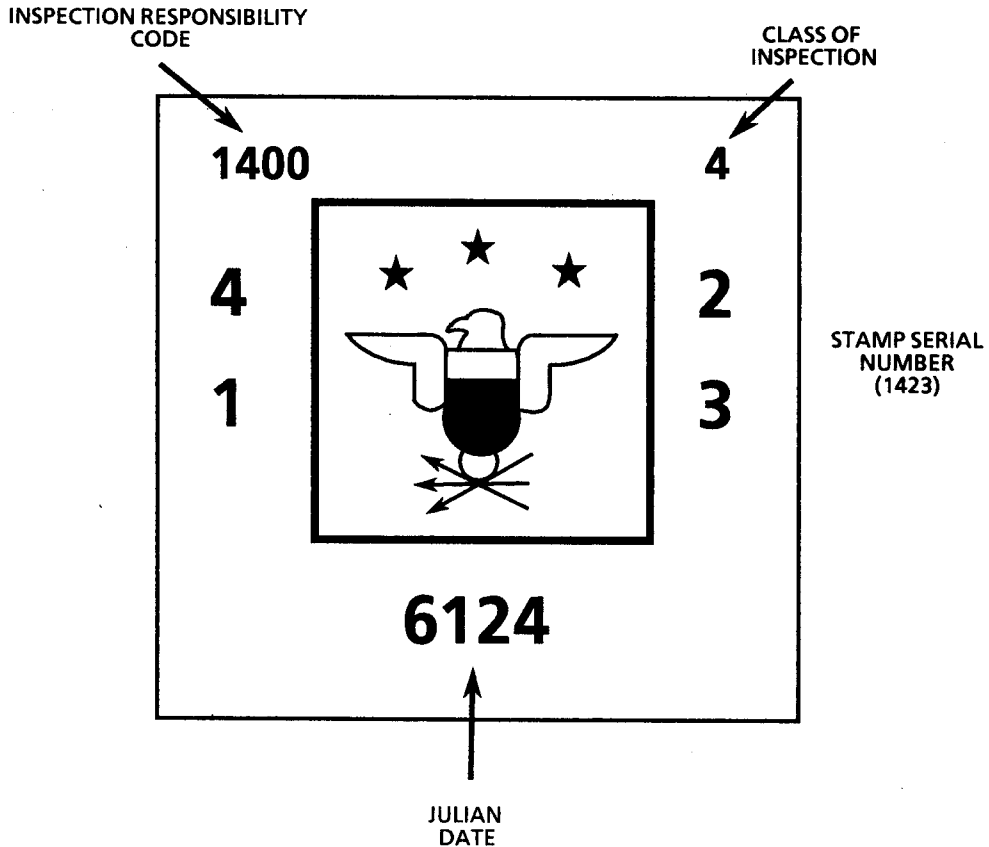


Figure 4. Department of Defense, Complete Inspection Approval (CIA) Medical Service Stamp.

remarked to reflect adjusted contents. Additionally, all sample containers will be restrapped or retaped and double stamped across the strap or tape on the top of the container.

(3) *Stamp identification.* In applying stamps to carcass meats that are to be wrapped, stamps should be placed in such a manner that they are easily accessible by unwrapping a small corner or one end of the package so that it is not necessary to completely unwrap a quarter or carcass to locate the stamp. For this purpose any pattern of affixing stamps should include the following, whenever practical:

(a) Beef (hindquarters). One stamp should be placed below the gambrel cord, on the topside of the round.

(b) Beef (forequarters). One stamp should be placed on the lateral surface of the rib area over the longissimus dorsi muscle.

(c) Pork. One stamp should be placed on each side in the lumbar region over the longissimus dorsi muscle.

(d) Veal. One stamp should be placed on each side in the lumbar region over the longissimus dorsi muscle.

(e) Lamb (carcass or hindsaddle). One stamp should be placed in the flank region.

(f) Lamb (foresaddle). One stamp should be placed in the neck region.

(g) Market-ready cuts (referring to primal or subprimal cuts from any of the above). One stamp should be placed on the lateral surface of each cut.

6. Protection, control and destruction of inspection stamps

a. *Stamp security.* Stamps will be used only under the supervision of medical food inspection personnel. Inspection stamps will be kept in the custody of medical food inspection personnel at all times when not in use, and will be properly protected against theft or loss.

b. *Stamp responsibility.* Stamps will be issued to a duty section noncommissioned officer in charge (NCOIC) for use by all assigned personnel of that section. Accountability within the section is at the discretion of the NCOIC. A sufficient number of stamps to cover all classes of inspection may be maintained at each duty section. All medical food inspection personnel are responsible for stamps they are using and are responsible for their safe-keeping during periods of nonuse.

c. *DD Form 1740 (Food Inspection Stamp Record)*. Complete and accurate records of each stamp issued will be maintained. This will include identification of to whom each stamp is issued, period of issue, and upon its becoming unserviceable for any reason, the date and manner in which the stamp is destroyed. DD Form 1740 will be used for this purpose. DD Form 1740 is available through normal publications supply channels. Special identifying marks on DOD inspection stamp impressions will be circled in red (for example, a slight defect in eagle impression). These forms will be filed, maintained, and disposed of in the same manner as property book and supporting document files.

d. *Serial numbers*. Stamps with serial numbers on the face of the stamp are the only authorized stamps for use. Older stamps that have serial numbers pressed into the wooden stamp block and not on the face will not be used. Serial numbers will be read from stamp impressions in the following manner: Bottom left to top left to top right to bottom right. Serial numbers on stamps are as shown in figure 3 or 4.

e. *Inventory*. Inventory of all stamps will be performed every 6 months. Property book officers (PBOs) are required to inventory all stamps annually.

f. *Lost or stolen stamps*. When a stamp is lost or stolen, the senior veterinary officer will immediately notify the installation provost marshal or chief, security police, who will investigate the loss or theft and notify other investigative agencies as he or she deems necessary. Notification of the loss with the complete numerical nomenclature on the stamp will also be sent to the veterinary unit MACOM headquarters, supporting agencies, and the Office of the Surgeon General (OTSG) by the most expedient method (phone and message). The OTSG will notify all other veterinary units.

g. *Destruction of unserviceable stamps*. Inspection stamps are the responsibility of the PBO.

Therefore, one of the following two methods must be used when an inspection stamp becomes unserviceable:

(1) Turn in unserviceable stamps to the PBO. The PBO will then destroy stamps by using existing regulations.

(2) Develop a written agreement with the PBO. Notify the PBO that a stamp is unserviceable and will be destroyed by the veterinary activity. Destroy the stamp, complete the "Final Disposition Statement" on DD Form 1740, and forward the original form to the PBO so appropriate entries can be made on the property book and document register.

7. Inspection stamps and accessories

NSN 7510-00-809-9800—INKING PAD, RUBBER STAMP, Food Inspection Medical

NSN 7510-00-809-9810—INKING PAD REFILL, RUBBER STAMP, Foam Rubber (Replacement refill for inking pad)

NSN 7520-00-811-1910—RUBBER STAMP KIT, FOOD INSPECTION, Medical

NSN 7520-00-754-2649—RUBBER STAMP, FIXED AND REMOVABLE TYPE, Department of Defense, Complete Inspection Approval, Medical Service

NSN 7520-00-754-2551—RUBBER STAMP, FIXED AND REMOVABLE TYPE, Department of Defense, Partial Inspection Approval, Medical Service

NSN 7520-00-809-9200—RUBBER TYPE SET, NUMERICAL

Appendix A

References

Department of the Army Regulations.

AR 25-400-2

AR 30-12/DLAR 4155.3/NAVSUPINST 4355.2/

AFR 74-5/MCO 10110.21

AR 40-656

AR 40-657/NAVSUPINST 4355.4/MCO

P10110.31

AR 190-13

The Modern Army Recordkeeping System (MARKS).

Inspection of Subsistence Supplies and Services.

Veterinary Surveillance Inspection of Subsistence.

Veterinary/Medical Food Inspection and Laboratory Services.

The Army Physical Security Program.

Department of Defense Form.

DD Form 1740

Food Inspection Stamp Record

Other Publications.

DPSCM 4155.6

Defense Personnel Support Center Subsistence Inspection Manual.

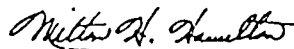
Glossary

<p>CIA.....</p> <p>DOD.....</p> <p>IRC.....</p> <p>MACOM.....</p> <p>NCOIC.....</p> <p>NSN.....</p> <p>OCONUS.....</p> <p>OTSG.....</p> <p>PBO.....</p> <p>PIA.....</p> <p>TO&E.....</p>	<p>complete inspection approval</p> <p>Department of Defense</p> <p>inspection responsibility codes</p> <p>major command</p> <p>noncommissioned officer in charge</p> <p>national stock number</p> <p>outside continental United States</p> <p>Office of The Surgeon General</p> <p>property book officer</p> <p>partial inspection approval</p> <p>table(s) of organization and equipment</p>
--	--

By Order of the Secretary of the Army:

GORDON R. SULLIVAN
General, United States Army
Chief of Staff

Official:



MILTON H. HAMILTON
Administrative Assistant to the
Secretary of the Army

Distribution:

To be distributed in accordance with DA Form 12-34-E, block 0391, requirements for TB MED 263.